

STORY ELEMENTS

GRAPHIC ORGANIZER



Essential Questions

- WHAT ARE STORY ELEMENTS?
- HOW DO STORY ELEMENTS HELP YOU TO UNDERSTAND A TEXT?

Learning Intention / Overview

Students will identify the 5 story elements; setting, theme, characters, plot (events), and conflict (problem) from the chapter book Charlotte's Web by E.B. White. When students can identify story elements it helps to build an understanding of the text being read.

Methods / Teaching Strategies

- Oral Discussion
- Personalized Learning
- Locating Key Details in a Text

Assessment of Learning

- Graphic Organizer (provided)
- Demonstrates understanding of story elements in discussion

How might you customize or alter this lesson?

Key Learning Areas

Reading
Comprehension

Concepts Taught

Story Elements

Target Age

9 – 11 Year Olds

Duration

1 x 60 minute Session

You will need:

GRAPHIC ORGANIZER

CHARLOTTE'S WEB
BOOK



edgalaxy.com
Cool Stuff for Nerdy Teachers

Online Resources:

- <http://edgalaxy.com/education-quotes>
- <http://edgalaxy.com/classroom-posters-charts/2013/9/10/14-educational-quotes-posters>
- <http://www.youtube.com/watch?v=iPnYfwLOW84>

Teaching Instructions

Students need practice in exploring the different elements that go into stories that make each story unique. The major elements of a story include setting, theme, characters, plot, and conflict.

Use the following chart to discuss the five most often used Story Elements.

setting	When (time) and where (place) a story takes place
theme	Message or lesson taught in the story
character(s)	Who the story is about
plot	Events that happen in the story
conflict (solution)	Problem to be solved (answer or how a conflict is solved)

As a class identify the story elements in popular fiction stories such as Cinderella or a story previously read in class. (Below is just one example)

Setting-house/castle

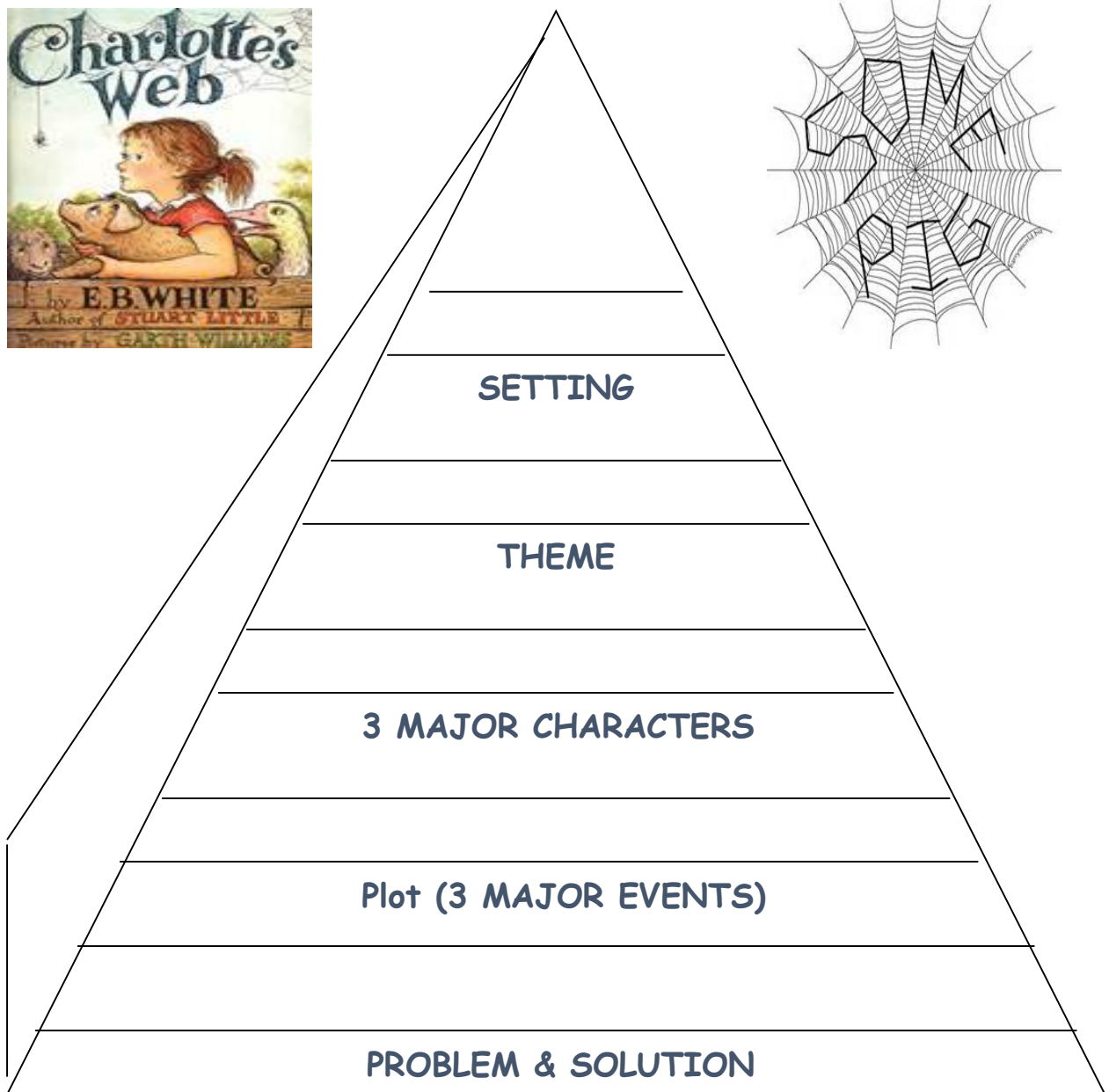


Theme-hard-work pays off/keep dreaming until your wishes come true

Characters-Cinderella, Prince Charming, Evil Stepmother and stepsisters

Plot-Cinderella's father dies leaving her in the care of her stepmother who treats her unkindly and allows the stepsisters to do the same. A royal invitation arrives inviting all maiden women to attend a ball for the prince. Cinderella has to work instead of being allowed to work on a dress for herself but her mice friends create a dress for her. The stepsisters tear her dress and her fairy godmother saves the day and Cinderella attends the ball. Prince Charming and Cinderella meet, fall in love, and live happily ever after.

Conflict-Cinderella takes care of her stepsisters preparations for the ball instead of her own. **Solution**-the mice fix her a dress so she can attend the ball or her fairy godmother magically creates her gown.

CHARLOTTE'S WEB PYRAMID



Charlotte's Web Pyramid

Answer Key

Answers may Vary:

Setting: Farm/Barnyard

Theme: Friendship/Dying

Characters: Wilbur, Fern and Mr. and Mrs. Arable, Templeton (others possible)

Events: Mr. Arable is going to kill Wilbur because he is the runt in a litter of piglets but Fern stops him. Later Wilbur faces dying again but his friend Charlotte saves him by creating words in her web. Wilbur loses Charlotte in death but gets to meet her children.

Problem: Wilbur faces dying because that is the fate of most pigs.

Solution: Fern saves him and then Charlotte saves his life.